


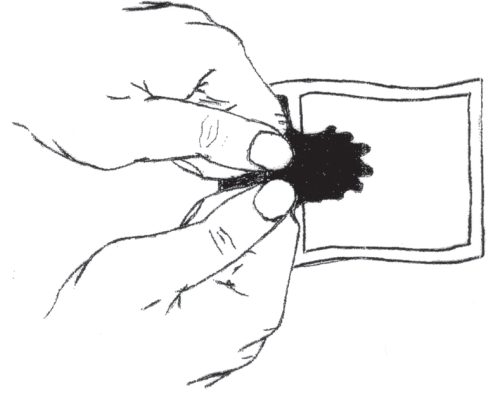
# BURST POUCH MIXING INSTRUCTIONS

1.



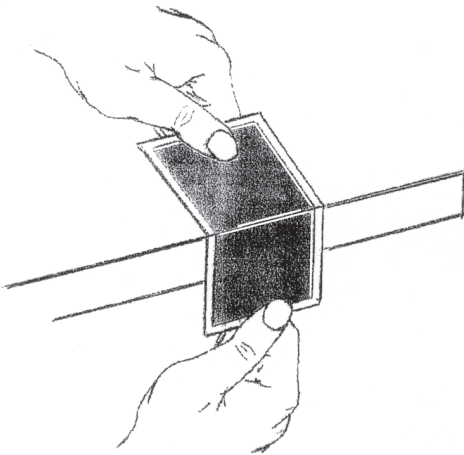
**Roll pouch to force liquid toward burst seal.**

2.




**Squeeze and apply pressure to burst through seal.**

3.



**Mix thoroughly on edge of desk until well mixed.**

4.



**Cut corner and dispense.**

1. Package size from 1.5" x 4" to 16" x 16"
2. Will hold 2 component systems from 2 grams to 6 pounds
3. The "BURST SEAL" can be placed anywhere on the package for any mix ratio
4. The package is standardly manufactured with a tri-laminate 4.5 Mil clear barrier film which is highly resistant to chemicals and most epoxy systems. The package can also be manufactured with a number of alternate films including high barrier white LDPE/polyester/foil/laminate and LDPE/polyester/silver foil/laminate.
5. Tear notches can be added to any package for easy open, eliminating the need for scissors or a utility knife.
6. The "BURST PACKAGE" can be printed with up to 8 colors both sides
7. The minimum order quantity is only 500 packages (non-printed)
8. We can sell the empty packages, we can fill the packages with your epoxy system, or we can provide a custom epoxy system to meet your needs and specifications
9. Turn-a-round times are 4-5 weeks for empty packages without printing and 5-6 weeks with printing.